



www.orthomed.com.tr



FOUNDED IN 2009

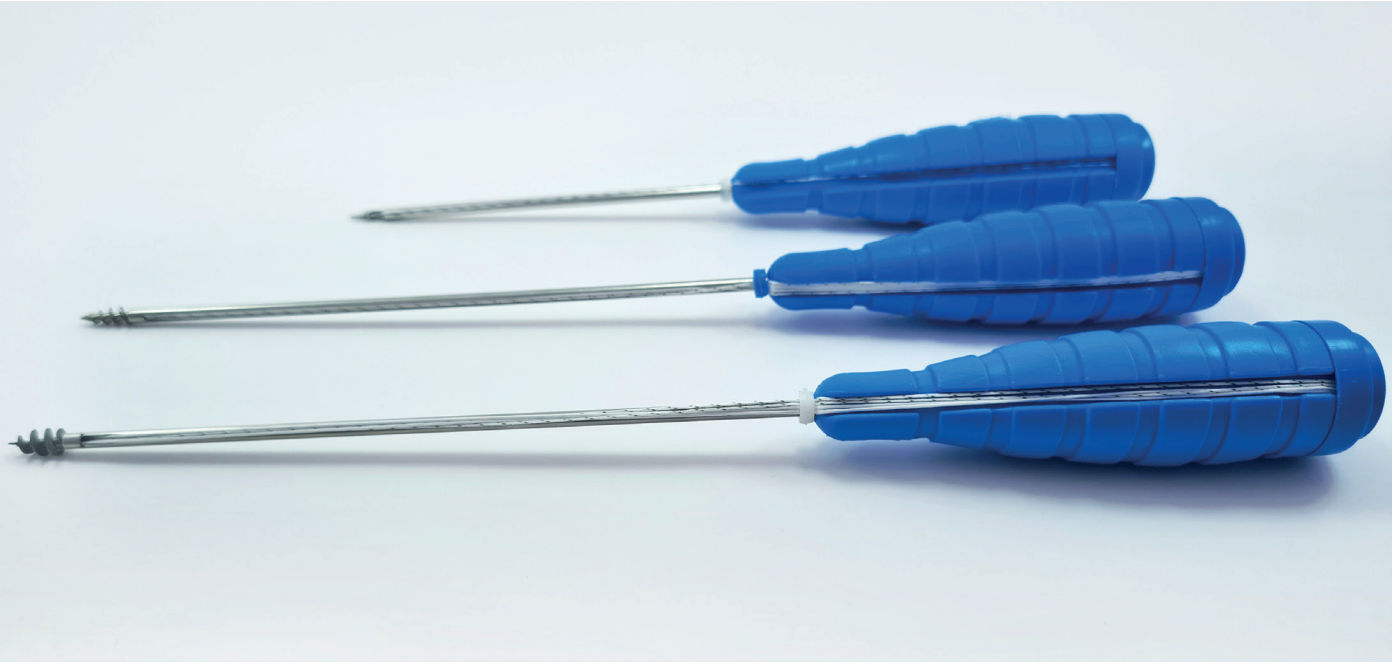
ORTHOMED was founded in 2009 by experienced entrepreneurs who are experienced in the sector and they have reached all the targets they have established through previous marketing techniques and sales methods.

Orthomed has started its business life by selling imported products and has decided to set up the manufacturing facility in 2012 in the light of market conditions and technological advances.



**ABOUT
US**





SUTURE SCREW ANCHORS

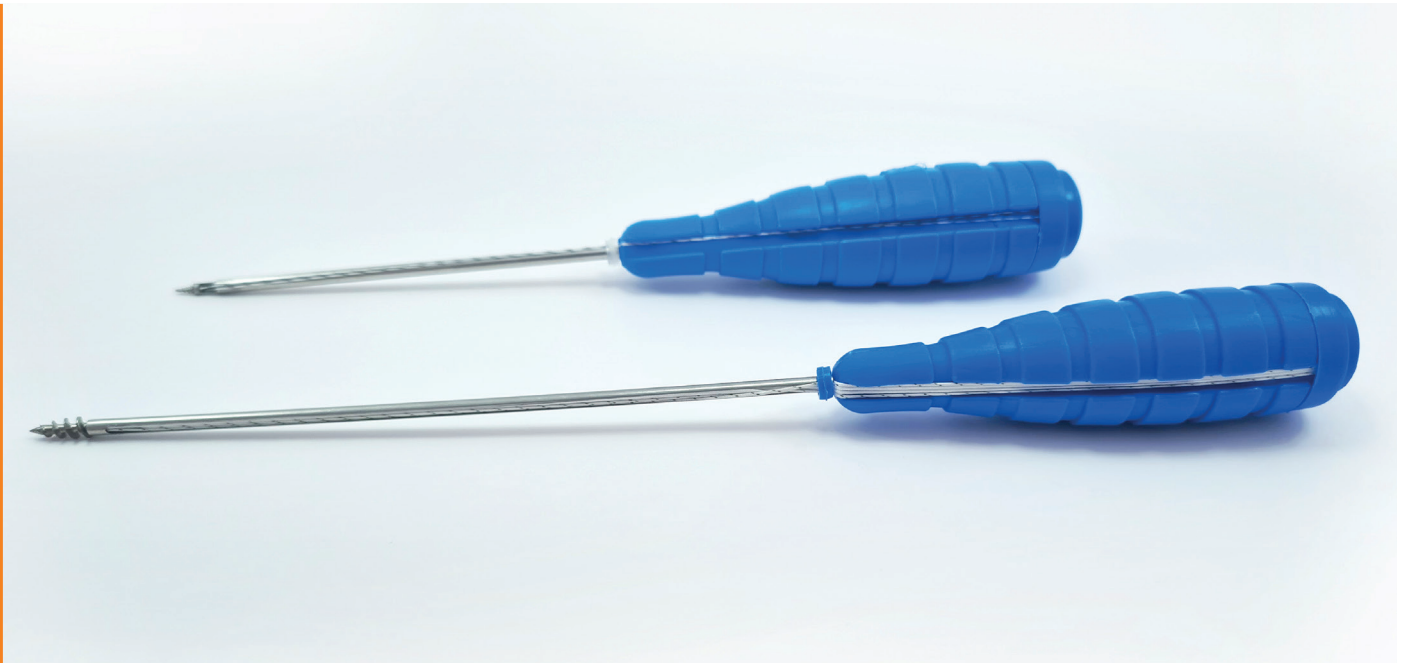
ORTHOMED ® presents its screw anchors special sizes and structure for all arthroscopic ligaments repairing . All anchors are produced self-tapping (no need drilling)for easy use.

Suture Anchors are equipped with non-absorbable ultra high molecular weight polyethylene suture and Its disposable screw drivers designs for each sizes specially.

High molecular weight polyethylene suture has high traction.

It is produced with vibrant colors for easy selection during surgeon use in operation..

Orthomed	SSA-2000	Suture Screw Anchor	2,0mm
Orthomed	SSA-2500	Suture Screw Anchor	2,5mm
Orthomed	SSA-3000	Suture Screw Anchor	3,0mm
Orthomed	SSA-3500	Suture Screw Anchor	3,5mm
Orthomed	SSA-4000	Suture Screw Anchor	4,0mm
Orthomed	SSA-4500	Suture Screw Anchor	4,5mm
Orthomed	SSA-5000	Suture Screw Anchor	5,0mm
Orthomed	SSA-5500	Suture Screw Anchor	5,5mm
Orthomed	SSA-6000	Suture Screw Anchor	6,0mm



SUTURE SCREW ANCHOR WITH NEEDLE

ORTHOMED® presents its screw anchors with needle special sizes and structure for all open arthroscopic ligaments repairing surgery. All anchors are produced self-tapping (no need drilling) for easy use.

The anchors are equipped with non-absorbable ultra high molecular weight polyethylene suture and its Disposable screw drivers designs for each sizes specially.

High molecular weight polyethylene suture has high traction.

it is produced with vibrant colors for easy selection during surgeon use in operation..

Orthomed	SSA-2000N	Suture Screw Anchor With Needle	2,0mm
Orthomed	SSA-2500N	Suture Screw Anchor With Needle	2,5mm
Orthomed	SSA-3000N	Suture Screw Anchor With Needle	3,0mm
Orthomed	SSA-3500N	Suture Screw Anchor With Needle	3,5mm
Orthomed	SSA-4000N	Suture Screw Anchor With Needle	4,0mm
Orthomed	SSA-4500N	Suture Screw Anchor With Needle	4,5mm
Orthomed	SSA-5000N	Suture Screw Anchor With Needle	5,0mm
Orthomed	SSA-5500N	Suture Screw Anchor With Needle	5,5mm
Orthomed	SSA-6000N	Suture Screw Anchor With Needle	6,0mm



INTERNAL SUTURE ANCHOR

ORTHOMED® presents its screw anchors special sizes and reverse teeth structure for all open and arthroscopic ligaments repairing surgery.

Internal anchors special design not need screwing, Its nailed after the drilling process.

its produced as an alternative of screw anchors.

The anchors are equipped with non-absorbable ultra high molecular weight polyethylene suture and Its Disposable screw drivers designs for each sizes specially.

High molecular weight polyethylene has high traction Sutures and It shows high resistance to breakage.. it is produced with vibrant colors for easy selection during surgeon use in operation.

Orthomed	ISA-2000	Internal Suture Screw Anchor	2,0mm
Orthomed	ISA-2500	Internal Suture Screw Anchor	2,5mm
Orthomed	ISA-3000	Internal Suture Screw Anchor	3,0mm
Orthomed	ISA-3500	Internal Suture Screw Anchor	3,5mm
Orthomed	ISA-4000	Internal Suture Screw Anchor	4,0mm
Orthomed	ISA-4500	Internal Suture Screw Anchor	4,5mm
Orthomed	ISA-5000	Internal Suture Screw Anchor	5,0mm
Orthomed	ISA-5500	Internal Suture Screw Anchor	5,5mm
Orthomed	ISA-6000	Internal Suture Screw Anchor	6,0mm



SOFT KNOT ANCHOR

Orthomed soft anchors is produced for mini open and arthroscopic surgery.

Orthomed soft knot anchors can be used without drill through the special driver design.

The implant, which consists of ultra-high molecular weight fiber suture, has a strong structure.

ORTHOMED	SKA-1000	SOFT KNOT ANCHOR 1.0MM	ANCHORS
ORTHOMED	SKA-2000	SOFT KNOT ANCHOR 2.0MM	ANCHORS
ORTHOMED	SKA-3000	SOFT KNOT ANCHOR 3.0MM	ANCHORS



PEEK SUTURE ANCHOR

ORTHOMED® presents its peek anchors special sizes and reverse teeth structure for all open and arthroscopic ligaments repairing surgery.

knotless anchors conveniences the surgeon to control of tension on the tissue.

All peek anchors are produced self-tapping (no need drilling)for easy use..

The anchors are equipped with non-absorbable ultra high molecular weight polyethylene suture and Its Disposable screw drivers designs for each sizes specially.

High molecular weight polyethylene has high traction Sutures and It shows high resistance to breakage.. it is produced with vibrant colors for easy selection during surgeon use in operation.

Orthomed	PSA-2000	Peek-Suture Anchor 2,0 mm	2,0mm
Orthomed	PSA-2500	Peek-Suture Anchor 2,5 mm	2,5mm
Orthomed	PSA-3000	Peek-Suture Anchor 3,0 mm	3,0mm
Orthomed	PSA-3500	Peek-Suture Anchor 3,5 mm	3,5mm
Orthomed	PSA-4000	Peek-Suture Anchor 4,0 mm	4,0mm
Orthomed	PSA-4500	Peek-Suture Anchor 4,5 mm	4,5mm
Orthomed	PSA-5000	Peek-Suture Anchor 5,0 mm	5,0mm
Orthomed	PSA-5500	Peek-Suture Anchor 5,5 mm	5,5mm
Orthomed	PSA-6000	Peek-Suture Anchor 6,0 mm	6,0mm



TENACIOUS SCREW

ORTHOMED ® present custom sizes PEEK interference screws structures for ACL / PCL ligament repairing surgery . Tenacious screw provides high strength and bio-compatibility with its similar cortical bone structure. , its special screw driver design eliminates the brekage problem even in small tunnels during the fixation.

Tooth structure is designed not to harm the tendon, headless design provides excellent fixcation.

Larger sizes are available for revision surgeries.

Orthomed	PS-0625	TENACIOUS SCREW	6x25mm
Orthomed	PS-0630	TENACIOUS SCREW	6x30mm
Orthomed	PS-0725	TENACIOUS SCREW	7x25mm
Orthomed	PS-0730	TENACIOUS SCREW	7x30mm
Orthomed	PS-0825	TENACIOUS SCREW	8x25mm
Orthomed	PS-0830	TENACIOUS SCREW	8x30mm
Orthomed	PS-0925	TENACIOUS SCREW	9x25mm
Orthomed	PS-0930	TENACIOUS SCREW	9x30mm
Orthomed	PS-1025	TENACIOUS SCREW	10x25mm
Orthomed	PS-1030	TENACIOUS SCREW	10x30mm
Orthomed	PS-1130	TENACIOUS SCREW	11x30mm
Orthomed	PS-1230	TENACIOUS SCREW	12x30mm



U STAPLE

ORTHOMED® presents U Staple manufacturing from titanium alloy for using ACL / PCL tendon repair surgery.


Stability and biocompatibility of titanium provides a high resistance and power.

long legs and reverse design provides strong fixation.

Low profile head design prevents patient discomfort.

It can be implemented easily with The sharp end design, no need drilling.

Orthomed	SLS-0620	U STAPLE	6x20 mm
Orthomed	SLS-0820	U STAPLE	8x20 mm
Orthomed	SLS-1020	U STAPLE	10x20 mm
Orthomed	SLS-1120	U STAPLE	11x20 mm



TI INTERFERENCE SCREW

ORTHOMED® presents ti interference screw manufactured from titanium alloy for using ACL/ PCL Repairing Surgery.

Ti Interference uses easily with its soft design in the operation using hamstring BTB graft. Its provide excellent fixation with its fully threaded and headless design.

Orthomed	TIS-0625	TI Interference Screw	6x25 mm
Orthomed	TIS-0630	TI Interference Screw	6x30 mm
Orthomed	TIS-0725	TI Interference Screw	7x25 mm
Orthomed	TIS-0730	TI Interference Screw	7x30 mm
Orthomed	TIS-0825	TI Interference Screw	8x25 mm
Orthomed	TIS-0830	TI Interference Screw	8x30 mm
Orthomed	TIS-0925	TI Interference Screw	9x25 mm
Orthomed	TIS-0930	TI Interference Screw	9x30 mm
Orthomed	TIS-1025	TI Interference Screw	10x25 mm
Orthomed	TIS-1030	TI Interference Screw	10x30 mm
Orthomed	TIS-1130	TI Interference Screw	11x30 mm
Orthomed	TIS-1230	TI Interference Screw	12x30 mm



LIFTLOOP

ORTHOMED® presents patented Liftloop Femoral system combined with special knotted UHMWPE braided suture.

Adjustable Cortical Strap Implant eliminates to keep different sizes in stock.

Suitable for use in anatomical or traditional ACL techniques

Ease of use provides to finish operation in a short time without measuring the femoral tunnel.

Liftloop enables full femoral graft filling.

It has 2 pcs No. 5 UHMWPE pulling suture



LIFTLOOP EXTERNAL

ORTHOMED ® presents patented Liftloop Femoral system combined with special knotted UHMWPE braided suture.

Adjustable Cortical Strap Implant eliminates to keep different sizes in stock.

Suitable for use in anatomical or traditional ACL techniques

Ease of use provides to finish operation in a short time without measuring the femoral tunnel.

Liftloop enables full femoral graft filling.

It has 2 pcs No. 5 UHMWPE pulling suture.

It should be narrowed by pulling from the external portal



FEMOBUTTON WITHOUT LOOP

ORTHOMED[®] presents ring system produced from titanium alloy for using fixation of hamstring and BTB graft in ACL / PCL Surgery.

2 pcs. No.5 UHMWPE pulling suture and 1 pcs. No. 7 UHMWPE suture for graft tying are inside the package with the ring.

FMB-1000

FEMOBUTTON WITHOUT LOOP



FEMOBUTTON

ORTHOMED® presents Femobutton Femoral System formed titanium ring and micro fiber combination.

Femobutton is 4 times stronger with new generation micro fiber technology than older implants
It is seamless and jointless structure

Femobutton is suitable for use in anatomic ACL or traditional techniques.

Its fitted 2 pcs. No. 5 UHMWPE pulling suture

ORTHOMED	FMB-1015	FEMOBUTTON	15mm
ORTHOMED	FMB-1020	FEMOBUTTON	20mm
ORTHOMED	FMB-1025	FEMOBUTTON	25mm
ORTHOMED	FMB-1030	FEMOBUTTON	30mm
ORTHOMED	FMB-1035	FEMOBUTTON	35mm
ORTHOMED	FMB-1040	FEMOBUTTON	40mm
ORTHOMED	FMB-1045	FEMOBUTTON	45mm
ORTHOMED	FMB-1050	FEMOBUTTON	50mm
ORTHOMED	FMB-1055	FEMOBUTTON	55mm
ORTHOMED	FMB-1060	FEMOBUTTON	60mm



DISPOSABLE PLASTIC CANULA

ORTHOMED ® offers a transparent rigid disposable cannula system for use in all arthroscopic surgeries.

Disposable plastic cannula can be easily inserted with its ergonomic pusher, Strong and waterproof design

Seams and buttons can be easily checked in its transparent polycarbonate body.

It is produced in different colors according to the sizes.

ORTHOMED	DPC-5570	DISPOSABLE PLASTIC CANUL	5.5x70 mm
ORTHOMED	DPC-0770	DISPOSABLE PLASTIC CANUL	7,0x70 mm
ORTHOMED	DPC-0870	DISPOSABLE PLASTIC CANUL	8,0x70 mm
ORTHOMED	DPC-1070	DISPOSABLE PLASTIC CANUL	10x70 mm



SHAVER BLADES

ORTHOMED ® presents shaver blades for cutting and shaving in different the soft tissue, cartilage and bones places in different structure.

Its produced extra sharp, obstruction blocking design and It has specific end for different places

ORTHOMED	SHV-4001	TWO-EDGED BLADE 4MM
ORTHOMED	SHV-4002	FULL GEAR BLADE 4MM
ORTHOMED	SHV-4003	OVAL GEAR BLADE 4MM
ORTHOMED	SHV-4004	WINDOW GEAR BLADE 4MM
ORTHOMED	SHV-4005	INTERNAL GEAR BLADE 4MM
ORTHOMED	SHV-4006	EDGED BLADE 4MM
ORTHOMED	SHV-4007	RAVENOUS BLADE 4MM
ORTHOMED	SHV-4008	THRUSTING BLADE 4MM
ORTHOMED	SHV-4009	FINE THREAD BLADE 4MM
ORTHOMED	SHV-4010	DRILL BURR 4MM
ORTHOMED	SHV-4011	OVAL BURR 4MM
ORTHOMED	SHV-4012	TAPERED BURR 4MM
ORTHOMED	SHV-4013	MACE BURR 4MM
ORTHOMED	SHV-4013	TWO-EDGED BLADE MAX 4MM
ORTHOMED	SHV-4014	FULL GEAR BLADE MAX 4MM
ORTHOMED	SHV-2001	TWO-EDGED BLADE MINI 4MM
ORTHOMED	SHV-2002	FULL GEAR BLADE MINI 4MM




KLOTHO FIBER SUTURE

ORTHOMED[®] present UHMWPE sutures for all surgical procedures required high strength.

Klotho fiber suture is produced 100% UHMWPE fiber in different colour for easy choosing by surgeon.

Klotho fiber suture is equipped with atraumatic suture needles.

ORTHOMED	KFS-2000	KLOTHO FIBER SUTURE	#2
ORTHOMED	KFS-5000	KLOTHO FIBER SUTURE	#5



KLOTHO FIBER SUTURE TAPE

ORTHOMED® present UHMWPE suture tape model for all surgical procedures required high strength.

Klotho fiber suture tape is produced 100% UHMWPE fiber in different colour for easy choosing by surgeon.

Klotho fiber suture tape is equipped with atraumatic suture needles.

ORTHOMED	KFST-0000	KLOTHO FIBER SUTURE TAPE	#2
ORTHOMED	KFST-0005	KLOTHO FIBER SUTURE TAPE	#5



DOUBLE LIFTLOOP

The double lift loop implant system for AC Common Reconstruction is, a low profile, knotless stitch fixing system with double lift loop technology. The four-strand continuous loop of #7 Fiber suture interlaced between two titanium buttons provides strong mechanical fixation while the acromioclavicular ligament disruptions heal. This technique provides a simple, reproducible, minimally invasive technique that can lead to rapid acute conversion of acromioclavicular joint stabilization and acute injury.



SMALL DOUBLE LIFTLOOP

Syndesmosis double lift loop implant system is used to fix ankle fracture or all other ankle sendromes. Syndesmosis double lift loop implant system consist of 2 titanium buttons and a 2 Klotho Fiber suture. This implant provides physiological stabilization of the ankle muscle. It has been produced Low profile to help prevent soft-tissue irritation of the ankle. Double liftloop allows the completion of the operation in short time and strong fixation compared to the old techniques. The double lift loop is produced for lifetime and does not need to be removed.

Advantages of Syndesmosis double lift loop implant system:

- * Provides equivalent fixation force when compared to Syndesmosis screws.
- * Supports rapid rehabilitation.
- * The special nodal technique also does not require nodalization during surgery and prevents node slippage after surgery
- * Routine implant removal is unnecessary.
- * Allows physiological movements after fixation.
- * Small double lift loop, does not create stress on the fibula like syndesmos screws

ORTHOMED	LFTE-1000	LIFT LOOP EXTERNAL
----------	-----------	--------------------



MINI DOUBLE LIFTLOOP

Mini Double lift loop system for Halluks valgus is designed for fixation of lisfranc cuts, forearm deformities and such as barbellum and hallux varus. Mini Double lift loop structure (distal approach-proximal) is placed along the first and second metatarsal. When used alone or in combination with another procedure, this technique provides greater strength and security than with soft tissue repair alone. In addition, the mini double lift loop system is more technically simpler than the osteotomies. Halluks valgus consists of a mini double lift loop implant system, 2 titanium buttons and a # 2.0 Klotho Fiber suture.



STRONG STITCH SINGLE SUTURE

Strong Stitch Single Suture system specifically designed for inside-out meniscal repair procedures. It has #2/0 high strength suture conveniently pre-attached. Meniscal repair needles are made of flexible nitinol. Double-arm meniscal repair needles are made of stainless steel, and are ultra thin and strong, yet flexible for easy passage.



ARTRO PROBE

Orthomed Arthro probe is Suitable for use in arthroscopic surgery

It has the feature of coagulating, cutting and evaporating

There are various degrees of tip angle.

It has a self-handle feature.



BLOCK FIX

Block fix product is designed surgically treat full thickness femoral articular cartilage lesions via autograft or allograft transplantation. it's completely disposable.

Blockfix product is designed for open or arthroscopic procedure. it has 3 different sizes.

